


Features

- Small footprint - low profile
- 50% smaller than ZU series
- Surface mount design
- High efficiency synchronous rectification
- High reliability – no electrolytic capacitors
- 1500Vdc input to output isolation



Specifications

INPUT

Input voltage	36-76Vdc
Startup voltage	32-36Vdc
Hysteresis voltage	2Vdc min.

OUTPUT

Output voltage	See Table
Output current	See Table
Output power	See Table
Voltage setpoint accuracy	±1% of rated voltage
Voltage regulation	+5% -3%
Ripple & noise	1.2V-5V: 50mVp-p max. 10-15V: 150mVp-p max.
Over voltage protection	120-140% of rated voltage
Over current protection	Over 103% of rated current
Output low voltage shutdown	Below 90% of rated voltage
Startup time	20-200ms max.

OPERATING

Efficiency	80% – 90% typical
Isolation In/Out	1.5kVdc, 1min IR>50M Ω at 500Vdc

ENVIRONMENTAL

Operating temperature	-40°C to +85°C
Humidity	20 – 95% RH Non-Condensing
Vibration	10Hz-55Hz 49.0m/s ² (5G), x, y, and z axes
Impact	196.1m/s ² (20G) once along x, y and z axes

STANDARDS AND APPROVALS

Safety standards	with EN60950, UL60950, C-UL
CE Marking	Complies with LVD and EMC Directives
C Tick	AS/NZS CISPR11 Group 1 Class A
EMI standards	Complies with EN55022 Class A and EN55022 Class A with additional filter
EMC standard	Complies with EN61000-4-2, EN61000-4-3, EN61000-4-4 and EN61000-4-5 With additional filter and suppression

MECHANICAL

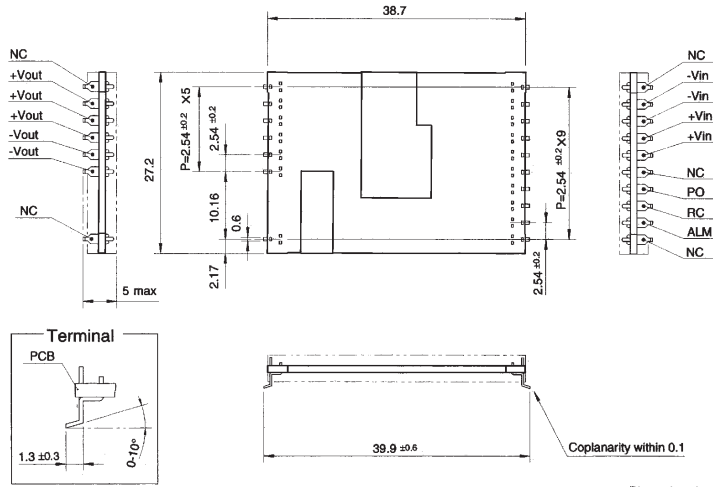
Dimensions / Weight	SFS10: 38.7x5.0x27.2mm (WxHxD) / 12g SFS15: 38.7x5.0x27.2mm (WxHxD) / 12g SFS30: 38.7x8.0x31.2mm (WxHxD) / 20g
---------------------	--

Selection Table

		OUTPUT RATING / MODEL NUMBER																			
		1.2V		1.5V		1.8V		2V		2.5V		3.3V		5V		10V		12V		15V	
10W		1.2V	3.5A	1.5V	3.5A	1.8V	3A	2V	3A	2.5V	3A	3.3V	3A	5V	2A	--	12V	0.9A	15V	0.7A	
		(4.2W)		(5.25W)		(5.4W)		(6.0W)		(7.5W)		(9.9W)		(10W)		--	(10.8W)		(10.5W)		
		SFS10481R2	SFS10481R5	SFS10481R8	SFS104802	SFS10482R5	SFS10483R3	SFS104805	--	SFS104812	SFS104815										
15W		1.2V	5.2A	1.5V	5.2A	1.8V	4.5A	2V	4.5A	2.5V	4.5A	3.3V	4.5A	5V	3A	--	12V	1.25A	15V	1A	
		(6.24W)		(7.8W)		(8.1W)		(9.0W)		(11.25W)		(14.85W)		(15.0W)		--	(15.0W)		(15.0W)		
		SFS15481R2	SFS15481R5	SFS15481R8	SFS154802	SFS15482R5	SFS15483R3	SFS154805	--	SFS154812	SFS154815										
30W		1.2V	10.4A	1.5V	10.4A	1.8V	9A	2V	9A	2.5V	9A	3.3V	9A	5V	6A	10V	3A	12V	2.5A	15V	2A
		(12.48W)		(15.6W)		(16.2W)		(18.0W)		(22.5W)		(29.7W)		(30.0W)		(30.0W)		(30.0W)		(30.0W)	
		SFS30481R2	SFS30481R5	SFS30481R8	SFS304802	SFS30482R5	SFS30483R3	SFS304805	SFS304810	SFS304812	SFS304815										

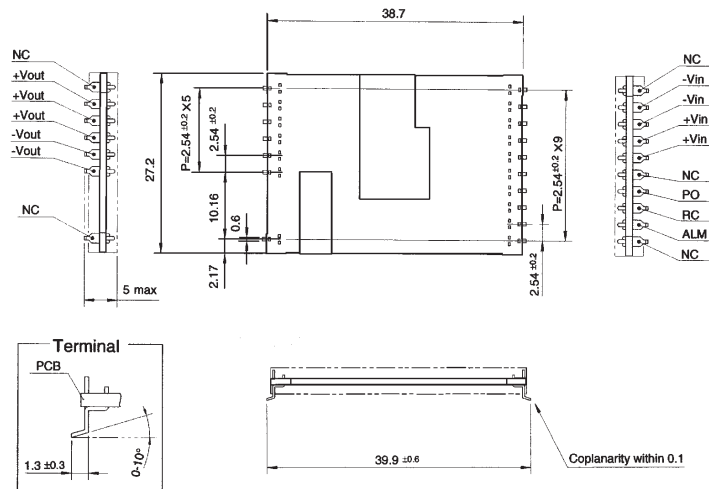
Technical Illustration

SFS10



※Dimensions in mm
 ※Tolerance : ±0.5
 ※Weight : 12g or less

SFS15



※Dimensions in mm
 ※Tolerance : ±0.5
 ※Weight : 12g or less

SFS30

